



YOUNG WATER FELLOWSHIP PROGRAM

TERMS OF REFERENCE AND Q&A



TERMS OF REFERENCE

1. Eligibility

Young people aged 18 to 30 years old (at the time of the application) that meet the following criteria are invited to apply:

- The applicant has a project idea to contribute to the solution of a well-defined water problem (as described in point 2) in his/her country.
- The applicant is a citizen and resident of a low or middle income country (according to the DAC-definition, see countries listed in Annex 1).
- The applicant is the founder or co-founder of the project idea proposed.
- The project must not have been implemented yet, although new phases of pilot projects are accepted.
- The applicant is available to attend a workshop in Belgium in November 2017, and cover his/her transport costs from his/her residency to the closest international airport and back, as well as visa expenses (unless there is proof of incapacity to pay the visa). The rest of the travel expenses are covered by the organization (Flights, transportation in Belgium, accommodation, meals).
- The applicant has at least an intermediate knowledge of English; is able to understand and express opinions in this language (the workshop will be held in English).

2. Projects' profile

The proposed project should directly contribute to the solution of at least one of these issues, through concrete field actions, in line with SDG 6:

- Lack of safe drinking water supply
- Lack of adequate sanitation facilities and lack of hygiene, leading to water-borne diseases
- Water pollution
- Water scarcity

Projects with a water nexus approach (for example food security, youth unemployment, gender inequality) are especially encouraged.


WASH (water, sanitation & hygiene) projects are encouraged to have an integrated approach, addressing all three components when possible.

- The project should not have been implemented yet, although new phases of pilot projects are accepted.
- Project implementation is expected to happen within a six-month timeframe, prior to June 2018.

Note: The Fellowship includes opportunities to receive a grant for up to €5000 for project implementation. If the proposed project exceeds this amount, then the applicant needs to specify how the remaining project funding will be obtained.

3. Application process

- **Video submission:** The applicant should create a 2 min video (max) describing the water issue and the proposed project in the English language. The video should be uploaded to YouTube; a space to share the link will be provided in the application form. A guide to upload the video can be found in Annex 2. Applications without a video will not be considered.
- **Application form:** The applicant must fill in an application form (link provided on the website), answering questions about the project and about his/her own background. An indicative list of questions can be found in Annex 3. Although questions will be in English, answers are accepted in French and Spanish as well.



APPLICATIONS CLOSE ON AUGUST 9TH 2017, 23:59 PM CET TIME

4. Selection process

The selection committee will be comprised of senior and experienced junior water professionals representing different water organizations from all continents. Selection will be based on the following criteria:

- Effectiveness of the solution proposed to a demonstrated water-related problem, including community consultation.
- The innovation of the idea.
- Inclusiveness and participatory nature of the project: impact on youth empowerment in the community, consideration of vulnerable groups' needs, etc.
- Project's inclusion of water nexus: relations with other local issues, such as energy, food security, gender issues, youth unemployment, gender, etc.
- Coherence between the proposed actions and the financial plan; feasibility.
- Leadership and personal growth potential of the candidate.

Gender balance and equal geographical representation will be ensured.

Results are expected to be released on September 1st.

Annex 4 of this document includes a Q&A section. For further questions or concerns, please contact ywfellowship@youngwatersolutions.org

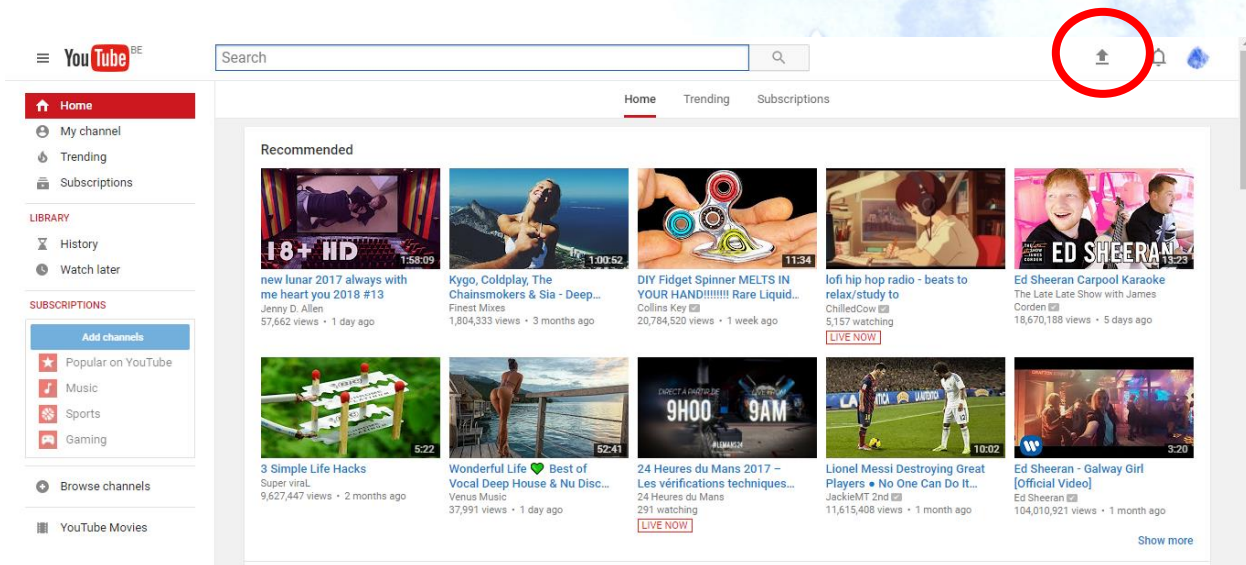
ANNEX 1 – LIST OF ELIGIBLE COUNTRIES

Afghanistan	Ecuador	Marshall Islands	Somalia
Albania	Egypt	Mauritania	South Africa
Algeria	El Salvador	Mauritius	South Sudan
Angola	Equatorial Guinea	Mexico	Sri Lanka
Antigua and Barbuda	Ethiopia	Micronesia	Sudan
Argentina	Fiji	Moldova	Suriname
Armenia		Mongolia	Swaziland
Azerbaijan	Gabon	Montenegro	Syrian Arab Republic
Bangladesh	Gambia	Montserrat	Tajikistan
Belarus	Georgia	Morocco	Tanzania
Belize	Ghana	Mozambique	Thailand
Benin	Grenada	Myanmar	Timor-Leste
Bhutan	Guatemala	Namibia	Togo
Bolivia	Guinea-Bissau	Nauru	Tonga
Bosnia and Herzegovina	Guyana	Nepal	Tunisia
Botswana	Haiti	Nicaragua	Turkey
Brazil	Honduras	Niger Tokelau	Turkmenistan
Burkina Faso	India	Nigeria	Tuvalu
Burundi	Indonesia	Niue	Uganda
Cabo Verde	Iran	Pakistan	Ukraine
Cambodia	Iraq	Palau	Uruguay
Cameroon	Jamaica	Panama	Uzbekistan
Central African Republic	Jordan	Papua New Guinea	Vanuatu
Chad	Kazakhstan	Paraguay	Venezuela
Chile	Kenya	Peru	Viet Nam
China	Kiribati	Philippines	Wallis and Futuna
Colombia	Kosovo	Macedonia	West Bank and Gaza Strip
Comoros	Kyrgyzstan	Rwanda	Yemen
Congo	Lao	Saint Helena	Zambia
Cook Islands	Lebanon	Saint Lucia	Zimbabwe
Costa Rica	Lesotho	Saint Vincent and the Grenadines	
Côte d'Ivoire	Liberia	Samoa	
Cuba	Libya	Sao Tome and Principe	
Democratic People's Republic of Korea	Madagascar	Senegal	
Democratic Republic of the Congo	Malawi	Serbia	
Djibouti	Malaysia	Seychelles	
Dominica Guinea	Maldives	Sierra Leone	
Dominican Republic	Mali	Solomon Islands	

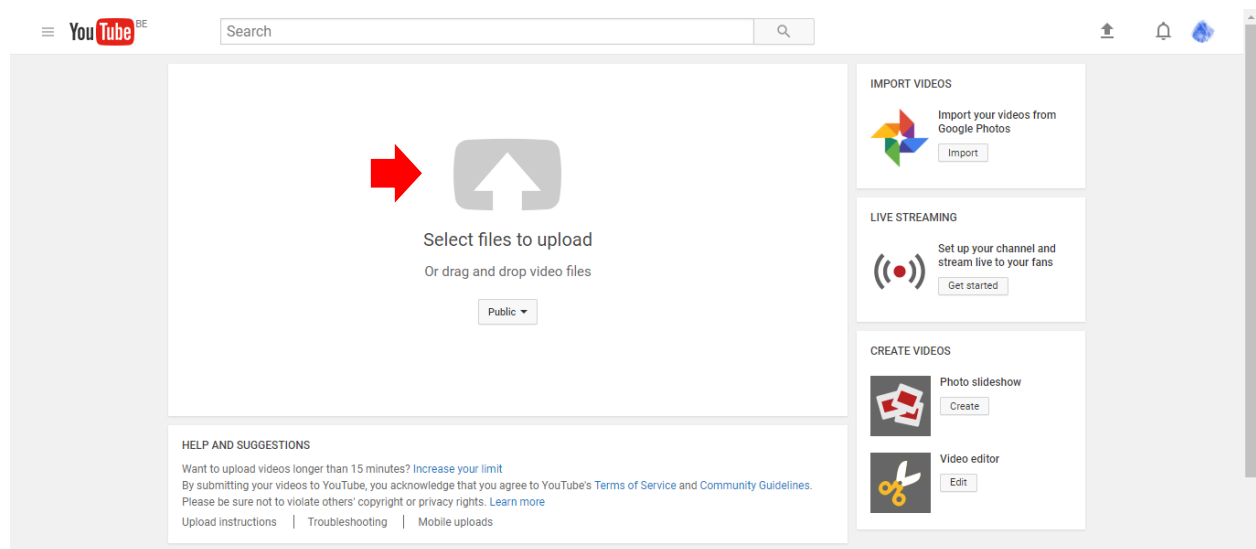
ANNEX 2 – GUIDE TO UPLOAD THE VIDEO TO YOUTUBE

To upload a YouTube video, first you need a gmail account. If you don't have one, follow these instructions to create one: <https://support.google.com/mail/answer/56256?hl=en>

STEP 1: When you log in YouTube, go to "upload" (top right corner)



STEP 2: Select the file you want to upload from your computer

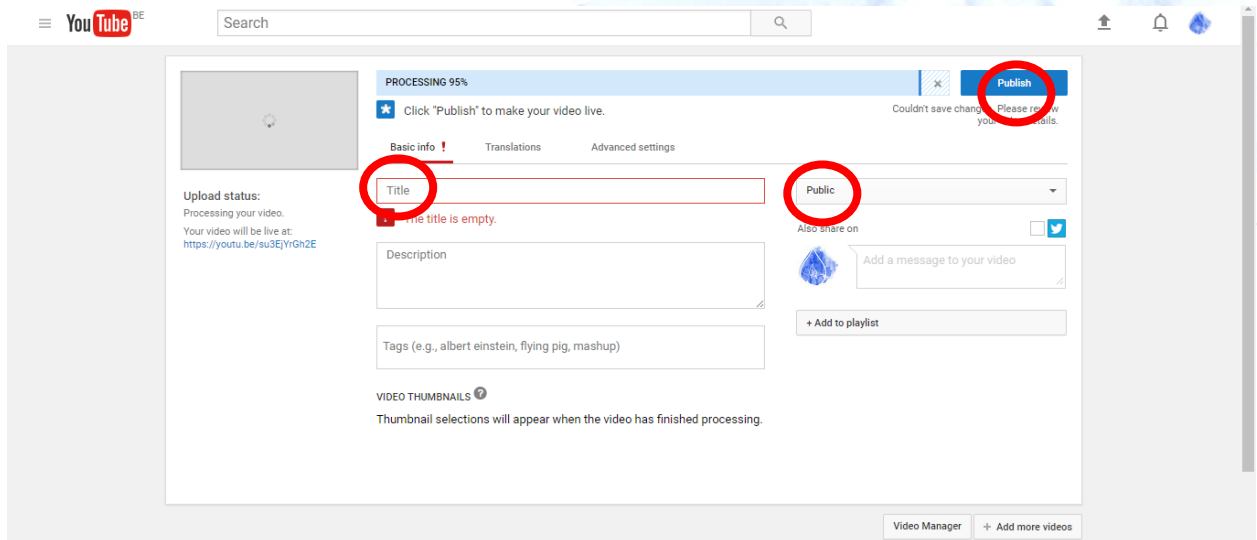


STEP 3: Fill in the video details

As title, write: [Your name] – [Name of your project] – YWF Application

No specific description or tags needed.

Make sure “public” is selected.

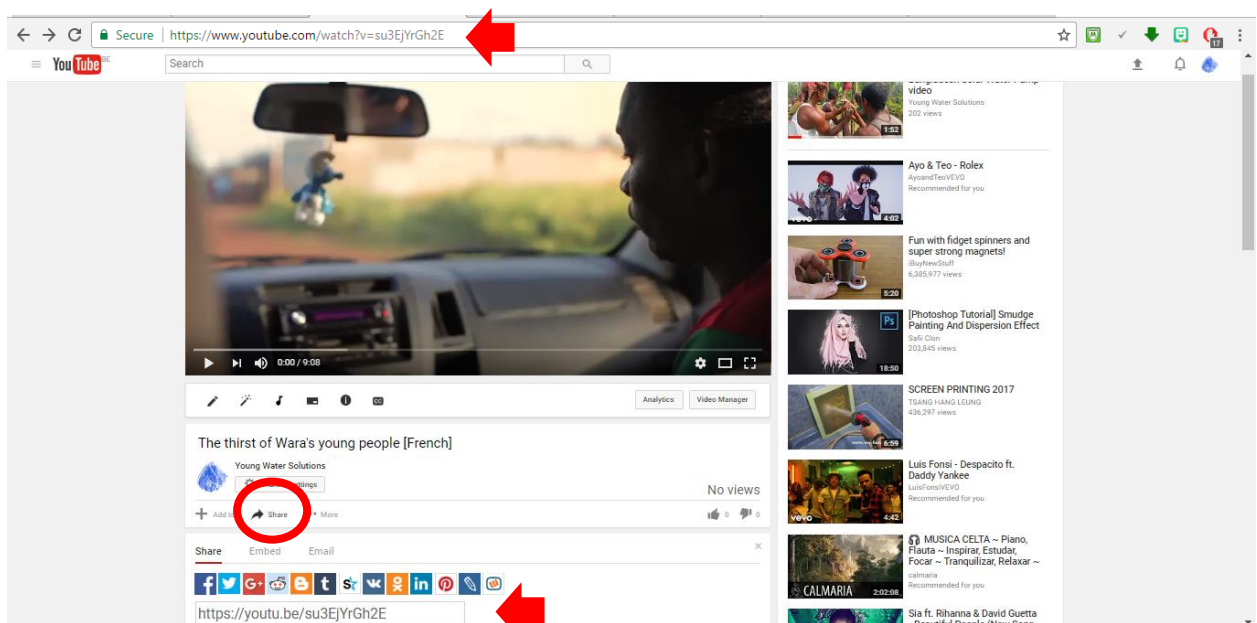


When it is processed, click “publish”.

STEP 4: Copy the link to your video

When you click “publish”, you’ll see the link immediately. You can copy it and paste it in the application form.

You can also go to your video and copy the link from the URL bar or by clicking “share”.



ANNEX 3 – INDICATIVE LIST OF APPLICATION FORM QUESTIONS

(Max 300 words each)

ABOUT THE PROJECT

- Project name
- Describe the water-related issue that your project seeks to address and the location
- Describe your project
- Why is your project the right solution for the issue you described?
- Has your project been implemented at any point? If yes, please describe.
- Describe the direct and indirect beneficiaries and how many they are.
- Does this project address other issues as well? (for example youth unemployment, climate change, gender inequality, etc). If yes, describe how.
- Does the project consider gender and/or vulnerable groups? If yes, describe how.
- How are young people involved in this project?
- Describe the key stakeholders for your project and how you plan to engage with them.
- Describe the main actions you need to take to implement your project.
- Describe the budget needed.
- If your budget is over €5000, describe how you are planning to obtain the remaining funding.
- Describe when, how, and which indicators you will use to monitor and evaluate your project.

ABOUT YOU

- Please briefly explain your background, studies and your water-related experience.
- Describe why you want to become a Young Water Fellow and what you expect from this experience.
- What skills/areas of expertise can you share with other fellows?
- Upload your CV (max 3 pages)

ANNEX 4 – Q & A

I have a hygiene awareness project. Is my project eligible?

Water, sanitation and hygiene projects (WASH) are considered in an integrated way. This means that if your project is only an awareness campaign that has no water and/or sanitation component, then it is not eligible. We encourage field projects for this call.

I have a water advocacy project. Is my project eligible?

Advocacy projects are not part of this project call. Your project can have an advocacy component, but must also include field actions to solve the water issue you describe.

I live in an eligible country but my citizenship is from a country that is not included on the list. Can I apply?

Only citizens from the listed countries are accepted.

I am a citizen from an eligible country, but I am currently studying in Europe. Can I still apply with a project for my community?

Only in the case that you will be back in your home country by December 2017, to start implementing your project by the beginning of 2018.

If I am chosen and I cannot attend the workshop, can someone else go in my place?

No. If you can't attend the workshop in Brussels, you will lose your place as a fellow.

Can I apply if the project I am proposing is not my idea?

You can only apply if you are the founder (or co-founder, in case there is more than one) of the project.

Do I need to make a very high quality video?

We will be paying more attention to what you say and how you express yourself than to how the video is edited. We're not looking for perfection. You can add images or include shots of the places related to your project, but just talking confidently to the camera would be enough. However, the sound and image quality of the video should be good enough for us to be able to understand what you say!

What happens if I have technical issues to upload the video just before the deadline?

If you are experiencing technical issues with the YouTube video or the application process, you can send us a message on Facebook or an email to ywfellowship@youngwatersolutions.org up to two days before the deadline. After that, we cannot guarantee to reply on time and in that case, your application without a video will not be considered. If you live in an area without internet, please contact us.

Can I submit a project that has already started?

Everything that you include in your proposal should not have been implemented yet, as the point of the workshop is to reflect on important aspects of water management that you might have missed, allowing you to enrich your proposal by including them. However, if you have implemented a pilot project in a community and you want to scale it up or replicate it in another location, you can submit this "new phase".

Will all chosen fellows receive a €5000 grant?

We will do our best to ensure that all fellows are provided with funding opportunities to implement their projects. However, two weeks following the workshop, fellows will be required to re-submit their projects after including some of the aspects explored during the workshop. Fellows' participation, self-reflection capacity and attitude shown during that week will also be determinants to receive a grant.

Can I submit a project with a budget higher than €5000?

Yes, you can, but you must prove to have a solid strategy to obtain the remaining funding.

Do I need to be part of a youth or a water organization to apply?

No, you don't need to be part of an organization. You just have to prove in your application that you can engage with the necessary stakeholders for your project.

Do I need to have experience in implementing water projects?

The experience required depends on the project you propose. You need to prove that you will be able to implement your project. For example, if you are a journalist and you say you want to design a solar pump for a borehole, you need to prove that you have the skills to do it.

How high does my English level need to be?

Since the presentations during the workshop will be in English, and the rest of the fellows will be from different nationalities, you need to be comfortable expressing yourself in English and able to understand others. Professional proficiency is not required as long as we can understand you and you can understand us. Although you can submit your project proposal in Spanish or French, the video must be in English to prove you speak the language.